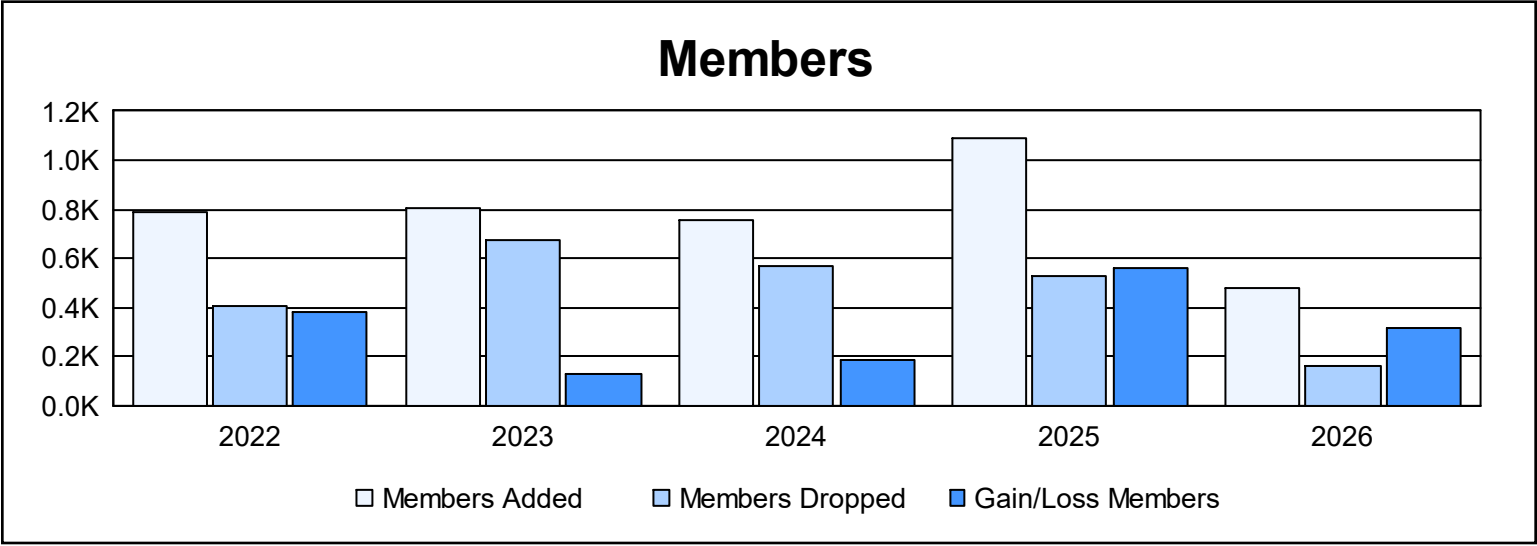
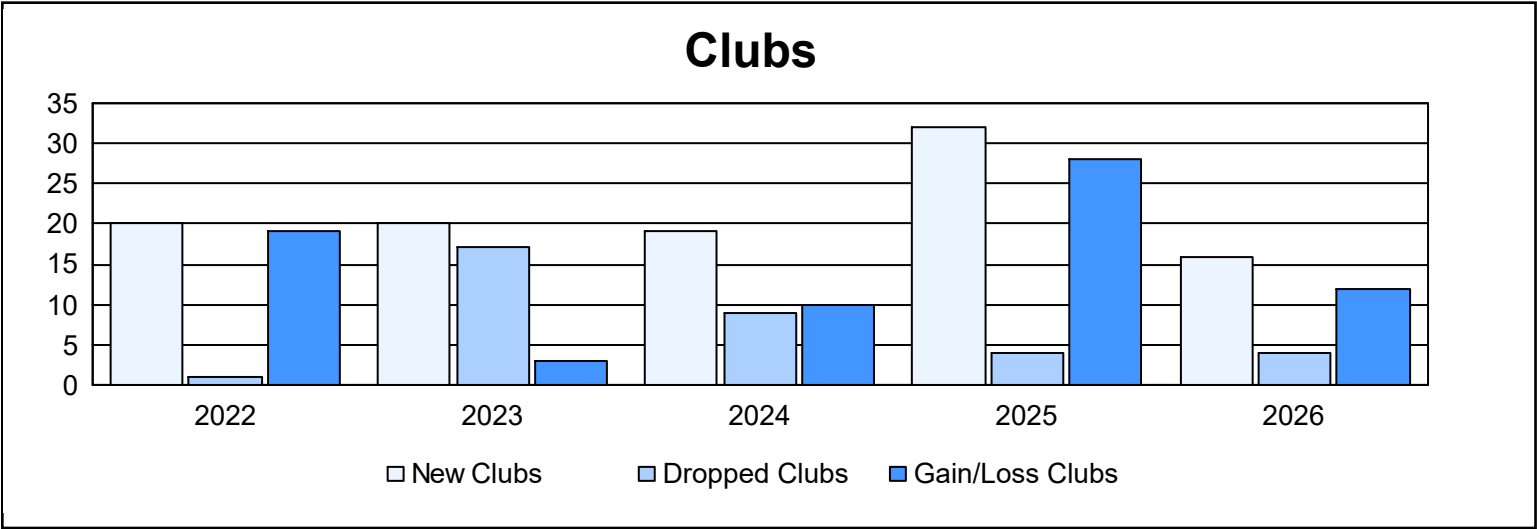
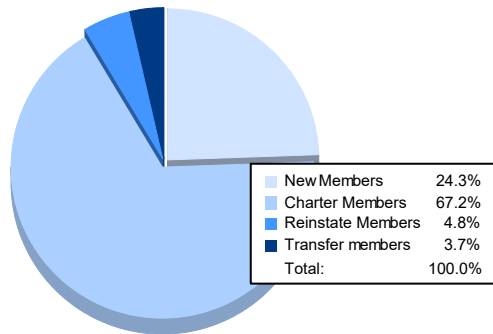


| Year | New Clubs | Dropped Clubs | Gain/ Loss Clubs | New Members | Charter Members | Reinstate Members | Transfer Members | Total Member Added | Total Members Dropped | Gain/ Loss Members |
|-----------|-----------|---------------|------------------|-------------|-----------------|-------------------|------------------|--------------------|-----------------------|--------------------|
| 2021-2022 | 20 | 1 | 19 | 331 | 443 | 8 | 3 | 785 | 402 | 383 |
| 2022-2023 | 20 | 17 | 3 | 237 | 534 | 27 | 3 | 801 | 674 | 127 |
| 2023-2024 | 19 | 9 | 10 | 286 | 438 | 17 | 11 | 752 | 567 | 185 |
| 2024-2025 | 32 | 4 | 28 | 274 | 669 | 143 | 6 | 1,092 | 530 | 562 |
| 2025-2026 | 16 | 4 | 12 | 117 | 323 | 23 | 18 | 481 | 161 | 320 |
| Average | 21 | 7 | 14 | 249 | 481 | 44 | 8 | 782 | 467 | 315 |



Membership Composition

November 2025 Cumulative



Gender Composition

November 2025 Cumulative

